

USING YOUR SPREADER:

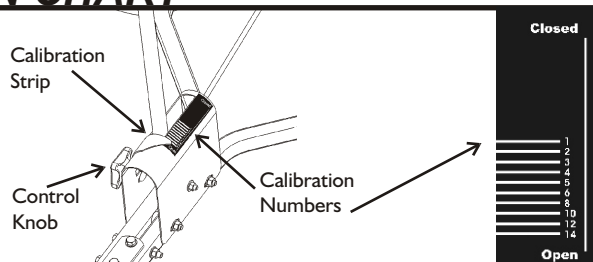
After the calibration number has been determined, loosen the Control Knob and slide the (long) edge of the Calibration Strip to the desired setting.

Tighten the Control Knob. (See Photo).

TO OPEN SLIDE PLATE: Pull the Control Lever forward until it stops against the Calibration Strip.

TO CLOSE SLIDE PLATE: Push the Control Lever fully back until closed.

Please see unit instruction sheet for full operations instructions.



MAINTENANCE INSTRUCTIONS:

AFTER EACH USE: Wash unit thoroughly and let dry.

CAUTION: Care must be taken with any weed killer, pesticide or combination product. They can be harmful to other plant life in the yard.

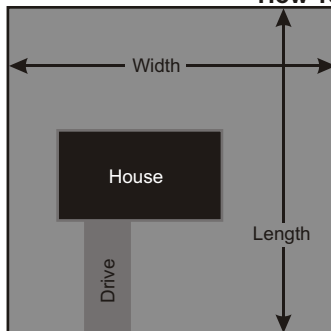
TIPS:

- * Always follow directions indicated on this instruction sheet.
- * Never apply a lawn care product by hand.
- * Walk at a steady pace to ensure even application throughout the lawn. The faster you walk, the thinner the coverage.
- * To avoid gaps and streaks, first spread the border of lawn and then fill in center with uniform parallel passes.
- * For best results, apply in two passes, using a crisscross pattern and 1/2 of setting number given below.
- * All fertilizers should be watered in after application.
- * In case of accidental over application, increase watering.

General Instructions for properly setting your Spreader

1. Use the settings under "Standard Settings" Section for most applications by figuring lbs. per 1000 square feet.
2. These numbers are for a one pass application.
3. A two pass application is recommended, using a crisscross pattern. If using this method, use half the setting number given.
4. There are too many variables involved with setting any spreader to perfectly grade the settings. Differences will exist between fertilizers, even if they are the same brand and type.
5. If you think too much is being applied, cut down your setting. The antidote for too much fertilizer is water.
6. Close Spreader at the end of each pass. Open again at the start of your next pass.
7. Gravity and motion are critical forces influencing the Spreader. The faster you walk, the thinner the coverage.

How To Measure Lawn Application Total



$$\begin{aligned} & \text{_____ Length} \\ & \times \text{_____ Width} \\ & = \text{_____ Total Sq. Ft.} \\ & - \text{_____ Non-Lawn Areas (House, Drive etc.)} \\ & = \text{_____ Total Sq. Ft. Coverage} \\ & \quad \text{To Be Treated.} \end{aligned}$$

CALCULATING POUNDS PER 1,000 SQUARE FEET

To calculate how many pounds of fertilizer to put down, you first need to read on the fertilizer bag how many square feet the fertilizer will cover. For example: you have purchased a bag of fertilizer that states it will cover 15,000 square feet, and weighs 46.56 pounds. To figure coverage simply divide the bag weight by the suggested coverage to get how many pounds per square feet. This example would be $46.56 / 15,000 = .003104$ pounds per square feet. To convert up to 1,000 square feet simply multiply $.003104$ by 1,000 to equal 3.104 pounds. **CAUTION:** These settings are intended for reference only. As there are many variables involved with setting any spreader; including physical composition of the material being applied, walking speed and terrain; settings may have to be adjusted. Because of these conditions, Precision Products, Inc. makes no warranty as to the uniformity of coverage actually obtained from the settings listed.

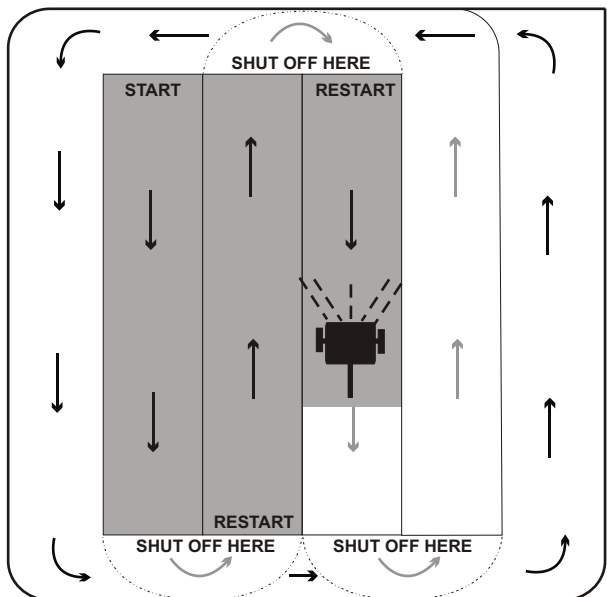
The following settings can be used to apply products not found in the application chart. These are general information settings intended to be used as references.

STANDARD SETTINGS

Fertilizer	Setting	Grass Seed	Setting	Insecticide	Setting
Pounds Per 1000 sq. Ft.	Broadcast Spreaders	Blue Grass	3	(Diazinon)	Broadcast
2.5	2	Bent Grass	3	2	2
3	3	Fine Mixture	10		
3.5	3	Coarse Seed (Rye, Fescue Bermuda)	10		
4	4				

All Season, Farmers Seed & Nursery, Howard Johnsons, Atwoods, Gold Kist, Lawn Groom, Bachman Nursery, Grand Prize, Loveland Lawns, Barzen Seed, Gravinus Nursery, Nursery Pro, Green Charm, Quality Farm & Fleet, Coast to Coast, Green Spot, Shur Green, Colonial Garden, Greenbrier, Super America, Duckwall - Alco, Gurneys, Supreme Brand, Farm & Home, Hardware Hank, Surety

Spread Diagram



Brand

Setting

Pounds per 1000 Sq. Ft.

10-6-4 Weed & Feed	4	4
18-22-6 Starter Winterizer	3	3
20-10-5 Turf Food	4	4
22-3-11 Crabgrass Preventer Plus	4	4
25-3-3 Weed 7 Feed 2/Triamine	4	4
26-3-3 Turf Food	4	4
Agway		
Greenlawn 29-2- 4 Team	3 / 4	3 / 4.5
Greenlawn Weed & Feed 31-3-5	3	3
Starter 13-25-12	4	4
Greenlawn 32-3-5 4 Win	3	3
Stage 1 New Seeding 11-23-10	3 / 2	3.5 / 1.75
Stage 1 Team 22-4-10	3 / 4	3 / 4.5
Stage 2 Weed & Feed 27-4-6	3	3.2
Stage 3 Fertilizer with Insect Control 25-3-3	2	2
Stage 4 Fall 25-3-13	3	3.6
Greenlawn Fall Weed & Feed 24-5-14	3	3.2
Fall 26-3-13	4	3.8
Spring Crabgrass Team	2 / 2 / 3	1.75 / 2.25 / 3.5
Lawn Weed Control Timec	2	2

Brand	Setting	Pounds per 1000 Sq. Ft.	Brand	Setting	Pounds per 1000 Sq. Ft.
Bandini			Forever Green		
Fall & Winter 21-6-12	4	4	Fall Weed & Feed 18-5-10	4	3.6
Pre Sprout 1 6-4-6	4	4.5	Lawn Food 27-3-4	4	3.6
Pre Sprout 2 16-4-6	5	5	Starter / Winterizer 18-12-14	4	3.6
St. Augustine Weed & Feed 15-5-7	4	4	Crabgrass Preventer 22-3-5	4	3.6
Start-N-Grow 6-20-20	13	13	Weed & Feed 26-3-5	4	3.6
Super Blade 26-3-6	3	3.6	Ideal		
Super Blade Weed & Feed 25-3-6	3	3.6	Lawn Food 20-5-10	4	4
Super Green Fast Acting 21-7-14	4	4	Weed & Feed 10-6-4	3	3.4
Super Green Longer Lasting 28-4-6	3	3	Ringer		
Super Green Weed & Feed 15-7-7	4	4	9-4-4 Lawn Restorer	10	10
Super Plush Fall & Winter 23-4-7	4	4	Scotts		
Super Plush Lawn Food 26-3-5	3	3.2	Super Turf Builder 30-3-3	3	3.2
Super Plush Weed & Feed 15-7-7	4	4	Turf Builder 29-3-4	3	3.1
Best			Scotts Turf Builder w/Halts Crabgrass Preventer	2	2.8
Golden Turf Supreme 27-3-7	4	4	Starter Fertilizer	3	3.6
Golden Turf Supreme Weed & Feed 26-2-6	3	3.6	Halts Crabgrass Preventer	2	2.2
Best Turf Supreme 16-6-8	5	5	Moss Control 0-0-16	3	3.6
Best Turf Supreme Crabgrass & Lawn Fertilizer	3	3.6	Fall Winterizer 24-3-12	3	3.3
Best Turf Supreme Fall & Winter Feed 20-3-13	4	4	Weed & Feed Plus Fertilizer 27-4-4	3	3.0
Best Turf Supreme St. Augustine 16-7-7	3	3.6	Diazin Lawn Insect Control	2	2.2
Best Turf Supreme Starter 6-20-20	10	10	Insect Control Plus Lawn Fertilizer 23-3-9	3	3.0
Best Turf Supreme Weed & Feed 15-5-7	3	3.6	Crabgrass Preventer Plus Fertilizer 21-3-3	4	3.8
Earl May			Lawn Fertilizer Plus 2% Iron 26-3-4	3	3.0
25-3-7 Dandelion Control & Food	3	3.5	Sta-Green		
Insect Control / Lawn & Garden	2	2	Bahia Weed & Feed 24-6-12	3	3.5
27-4-8 Lawn & Turf Food	3	3.5	Winter Conditioner 8-8-25	4	4.5
Fred Meyer			3+3 Lawn Fertilizer 31-2-4	3	3.6
8-12-12 Fall & Winter Lawn Food	4	4	Fall Feed / Winterizer 22-3-14	3	3.1
28-4-4 Turf King w/ Iron	4	4	St. Augustine Weed & Feed 27-3-8	4	4
26-3-3 Weed & Feed w/ Iron	4	4	Texas Fertilizer 15-5-10	6	6.6
28-4-4 FM Lawn Food	4	4	Centipede Weed & Feed 15-0-15	4	4
26-3-3 FM Weed & Feed	4	4	Feed & Sod Start 18-24-10	3	3.6
12-15-15 FM Fall & Winter	4	4	Lawn Fertilizer 29-2-5	3	3.6
14-24-14 FM Seed & Sod	4	4	Ultra Starter 20-28-6	3	3.6
Greenview			Ultra Fertilizer 31-2-4	3	3.6
Two Way Weed & Feed	3	3	Ultra Lawn Fertilizer 29-3-4	3	3.6
Green Power Fertilizer	3	3	Lawn Weed Control	5	5
19-4-4 Crabicide Green	4	4	200 Plus Weed Control & Lawn Fertilizer 28-3-3	5	5
Expel Dandelion Killer	2	2	Weed & Feed 28-2-4	3	3.2
10-16-2 Fall Fertilizer	3	3.5	Winterizer Weed & Feed 24-4-11	3	3.2
Green Pro Insect Control & Food	3	3.5	Insect Control 28-4-6	3	3
30-3-3 Green Pro Weed	3	3	Lawn Weed Control	2	2
Control & Lawn Food	3	3	Stein		
Professional Lawn Service	3	3	Premium Dandelion Knock Out	2	2
30-4-4 Two Way Green Power	3	3	10-18-10 Premium Lawn Starter	3	3.6
Hyponex			18-4-8 Premium Crabgrass Control	4	4
29-8-4 Premium Lawn Fertilizer	3	3	25-3-3 Premium Food & Weed Control	3	3.6
K-Mart Products			34-5-5 Premium Turf Food	3	3.6
Kgro Crabgrass Preventer & Lawn Fertilizer 28-3-4	3	3.5	Premium Winterizer	3	3.6
Kgro Premium Lawn Fertilizer 29-3-4	3	3.2	Vigoro		
Kgro Starter 20-27-5	6	6	Vigoro Centipede Weed & Feed 15-0-15	3	3.6
Kgro Texas Turf Fertilizer 15-5-10	6	6	Vigoro Crabgrass Preventer 0-0-0	3	3.6
Kgro Weed & Feed 28-3-3	3	3.2	Vigoro Crabgrass Preventer & Lawn Fertilizer	3	3.6
Kgro Weed & Feed w/Atrazine 28-3-4	4	4	Vigoro Winterizer Weed & Feed 22-4-11	3	3.6
Lebanon Chemical			Vigoro Lawn Fertilizer 29-3-4	3	3.6
13-25-12 Country Club Fertilizer	3	3	Vigoro Lawn Fertilizer & Insect Control 28-4-6	3	3.2
18-4-10 Country Club Fertilizer	5	5	Vigoro Lawn Weed Control (w/o fert.) 0-0-0	4	4
18-5-9 Country Club Fertilizer	5	5	Vigoro Texas Turf 15-5-10	6	6.6
Dandelion Killer & Weed Control	2	2	Vigoro Weed & Feed 28-3-3	3	3.2
10-6-4 Greenskeeper	5	5	Vigoro Weed & Feed w/Atrazine 29-3-5	4	4
24-4-10 Greenskeeper	5	5	Vigoro Winterizer 22-4-14	3	3.6
Meijer			Ultra Vigoro Starter Fertilizer 20-28-6	3	3.6
5-10-5 Garden Fertilizer	3	3	Ultra Vigoro Lawn Fertilizer 31-2-4	3	3.6
23-7-7 Better Lawn Fertilizer	4	4	Ultra Vigoro Weed & Feed 31-3-4	3	3.2
27-3-3 Best Lawn Fertilizer	4	4	Ultra Vigoro St. Augustine Weed & Feed 30-3-4	4	4
27-3-3 Best Weed & Feed	4	4	For VIGORO Lawn Products (Canada ONLY)		
10-6-4 Good Weed & Feed	4	4		1/2 Rate	Full Rate
10-6-4 Good Lawn Fertilizer	4	4	26-6-6	5	6.5
10-16-20 Winter Food & Seed Starter	4	4	24-6-6 W&F	5	6.5
25-3-3 Best Crabgrass Preventer	4	4	Can 21-7-7	5	6.5
Menards Premier			Can 21-7-7 W&F	5	6.5
Crabgrass Preventer 26-2-8	3	3.4	Prem 21-7-7	5	6.5
Starter/Winterizer 19-8-14	3	3.4	Prem 21-7-7 W&F	5	6.5
Lawn Food 30-2-5	3	3.4	6-8-16	4	5
Weed & Feed 28-2-8	3	3.4	6-8-16 W&F	4	5
Fall Weed & Feed 18-8-12	3	3.4	Crabgrass	5	7.5
			Insect Grub	5	7
			Cinch	4	5
			Summer	4	5
			12-2-12	5	6
			12-2-12 W&F	5	6