


**USING YOUR SPREADER:**

Settings are made by pressing down on the Calibration Indicator button and setting to the desired number on the Control Cable Assembly (See Photo).

**TO OPEN FLOW BAR:** Push the Control Lever forward until it stops against the button.

**TO CLOSE FLOW BAR:** Pull the Control Lever fully back toward yourself.



**MAINTENANCE INSTRUCTIONS:**

**AFTER EACH USE:** Wash unit thoroughly and let dry.

**CAUTION:** Care must be taken with any weed killer, pesticide or combination product. They can be harmful to other plant life in the yard.

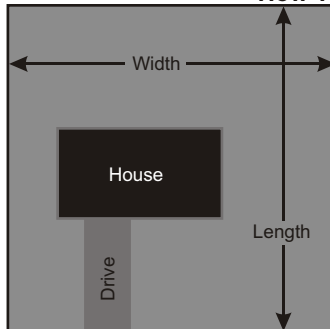
**TIPS:**

- \* Always follow directions indicated on this instruction sheet.
- \* Never apply a lawn care product by hand.
- \* Walk at a steady pace to ensure even application throughout the lawn. The faster you walk, the thinner the coverage.
- \* To avoid gaps and streaks, first spread the border of lawn and then fill in center with uniform parallel passes.
- \* For best results, apply in two passes, using a crisscross pattern and 1/2 of setting number given below.
- \* All fertilizers should be watered in after application.
- \* In case of accidental over application, increase watering.

**General Instructions for properly setting your Spreader**

1. Use the settings under "Standard Settings" Section for most applications by figuring lbs. per 1000 square feet.
2. These numbers are for a one pass application.
3. A two pass application is recommended, using a crisscross pattern. If using this method, use half the setting number given.
4. There are too many variables involved with setting any spreader to perfectly grade the settings. Differences will exist between fertilizers, even if they are the same brand and type.
5. If you think too much is being applied, cut down your setting. The antidote for too much fertilizer is water.
6. Close Spreader at the end of each pass. Open again at the start of your next pass.
7. Gravity and motion are critical forces influencing the Spreader. The faster you walk, the thinner the coverage.

**How To Measure Lawn Application Total**



$$\begin{aligned}
 & \text{_____ Length} \\
 & \times \text{_____ Width} \\
 & = \text{_____ Total Sq. Ft.} \\
 & - \text{_____ Non-Lawn Areas (House, Drive etc.)} \\
 & = \text{_____ Total Sq. Ft. Coverage} \\
 & \quad \text{To Be Treated.}
 \end{aligned}$$

**CALCULATING POUNDS PER 1,000 SQUARE FEET**

To calculate how many pounds of fertilizer to put down, you first need to read on the fertilizer bag how many square feet the fertilizer will cover. For example: you have purchased a bag of fertilizer that states it will cover 15,000 square feet, and weighs 46.56 pounds. To figure coverage simply divide the bag weight by the suggested coverage to get how many pounds per square feet. This example would be  $46.56 / 15,000 = .003104$  pounds per square feet. To convert up to 1,000 square feet simply multiply  $.003104$  by 1,000 to equal 3.104 pounds. **CAUTION:** These settings are intended for reference only. As there are many variables involved with setting any spreader; including physical composition of the material being applied, walking speed and terrain; settings may have to be adjusted. Because of these conditions, Precision Products, Inc. makes no warranty as to the uniformity of coverage actually obtained from the settings listed.

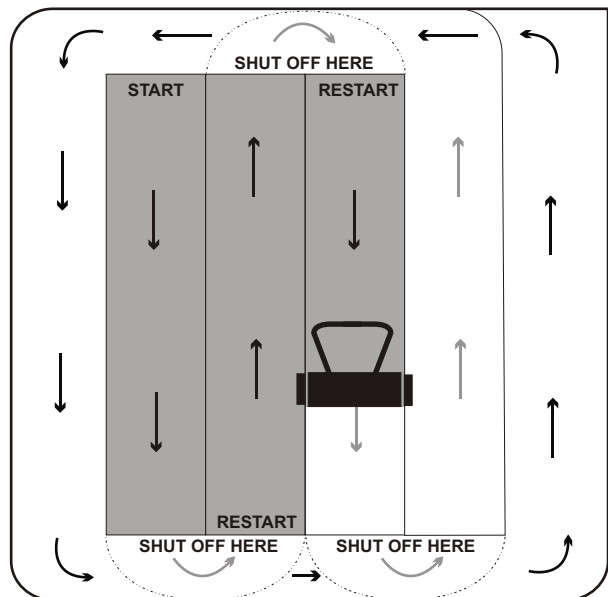
The following settings can be used to apply products not found in the application chart. These are general information settings intended to be used as references.

**STANDARD SETTINGS**

Fertilizer	Setting	Grass Seed	Setting	Insecticide	Setting
Pounds Per 1000 sq. Ft.	Drop Spreaders	Blue Grass	4	(Diazinon)	Drop 3
2.5	3.5	Bent Grass	4	2	3
3	4	Fine Mixture	4.5		
3.5	4.5	Coarse Seed (Rye, Fescue Bermuda)	Full Open		
4	5				

All Season, Farmers Seed & Nursery, Howard Johnsons, Atwoods, Gold Kist, Lawn Groom, Bachman Nursery, Grand Prize, Loveland Lawns, Barzen Seed, Gravinus Nursery, Nursery Pro, Green Charm, Quality Farm & Fleet, Coast to Coast, Green Spot, Shur Green, Colonial Garden, Greenbrier, Super America, Duckwall - Alco, Gurneys, Supreme Brand, Farm & Home, Hardware Hank, Surety

**Spread Diagram**



**Brand**

**Setting**

**Pounds per 1000 Sq. Ft.**

10-6-4 Weed & Feed	4.25	4
18-22-6 Starter Winterizer	3.5	3
20-10-5 Turf Food	4.25	4
22-3-11 Crabgrass Preventer Plus	4.25	4
25-3-3 Weed 7 Feed 2/Triamine	4.25	4
26-3-3 Turf Food	4.25	4
<b>Agway</b>		
Greenlawn 29-2- 4 Team	3.5 / 4.5	3.0 / 4.5
Greenlawn Weed & Feed 31-3-5	3.5	3
Starter 13-25-12	4.5	4
Greenlawn 32-3-5 4 Win	3.5	3
Stage 1 New Seeding 11-23-10	3.5 / 2.5	3.5 / 1.75
Stage 1 Team 22-4-10	3.5 / 4	3 / 4.5
Stage 2 Weed & Feed 27-4-6	3.5	3.2
Stage 3 Fertilizer with Insect Control 25-3-3	3	2
Stage 4 Fall 25-3-13	3.75	3.6
Greenlawn Fall Weed & Feed 24-5-14	3.5	3.2
Fall 26-3-13	3.75	3.8
Spring Crabgrass Team	2.5 / 3 / 3.5	1.75 / 2.25 / 3.5
Lawn Weed Control Timec	3.5	2

Brand	Setting	Pounds per 1000 Sq. Ft.	Brand	Setting	Pounds per 1000 Sq. Ft.
<b>Bandini</b>			<b>Forever Green</b>		
Fall & Winter 21-6-12	1.75	4	Fall Weed & Feed 18-5-10	2.5	3.6
Pre Sprout 1 6-4-6	2.25	4.5	Lawn Food 27-3-4	2.5	3.6
Pre Sprout 2 16-4-6	2.5	5	Starter / Winterizer 18-12-14	2.5	3.6
St. Augustine Weed & Feed 15-5-7	1.75	4	Crabgrass Preventer 22-3-5	2.5	3.6
Start-N-Grow 6-20-20	5	13	Weed & Feed 26-3-5	2.5	3.6
Super Blade 26-3-6	1.5	3.6	<b>Ideal</b>		
Super Blade Weed & Feed 25-3-6	1.5	3.6	Lawn Food 20-5-10	2.75	4
Super Green Fast Acting 21-7-14	1.75	4	Weed & Feed 10-6-4	2.5	3.4
Super Green Longer Lasting 28-4-6	1.25	3	<b>Ringer</b>		
Super Green Weed & Feed 15-7-7	1.75	4	9-4-4 Lawn Restorer	5	10
Super Plush Fall & Winter 23-4-7	1.75	4	<b>Scotts</b>		
Super Plush Lawn Food 26-3-5	1.25	3.2	Scotts Turf Builder w/Halts Crabgrass Preventer	2.5	3
Super Plush Weed & Feed 15-7-7	1.75	4	Scotts Turf Builder w/Plus 2 Weed Control 28-3-3	2.5	2
<b>Best</b>			Scotts Turf Builder w/Insect Control 28-4-6	2.5	3.1
Golden Turf Supreme 27-3-7	2.25	4	Scotts Turf Builder Lawn Fertilizer 29-3-4	2.5	3.1
Golden Turf Supreme Weed & Feed 26-2-6	1.5	3.6	Scotts Winterizer Fall Lawn Fertilizer 22-3-14	2.25	3.6
Best Turf Supreme 16-6-8	2.5	5	Scotts Winterizer w/Plus 2 Weed Control 22-4-11	2.5	3.6
Best Turf Supreme Crabgrass & Lawn Fertilizer	1.5	3.6	Scotts Bonus S Weed & Feed 29-3-41	2.5	3.1
Best Turf Supreme Fall & Winter Feed 20-3-13	2.5	4	Scotts Turf Builder w/Moss Control 16-2-3	2.5	3.2
Best Turf Supreme St. Augustine 16-7-7	1.5	3.6	Scotts Starter Fertilizer 20-27-5	2.5	3.6
Best Turf Supreme Starter 6-20-20	3.5	10	Scotts Halts Crabgrass Preventer	2.25	2
Best Turf Supreme Weed & Feed 15-5-7	1.5	3.6	Scotts Lawn Weed Control	2.25	4
<b>Earl May</b>			<b>Sta-Green</b>		
25-3-7 Dandelion Control & Food	4.5	3.5	200 Plus Weed Control & Lawn Fertilizer 28-3-3	2.25	3.6
Insect Control / Lawn & Garden	3	2	3 Day / 3 Month 30-2-4	2.5	3.6
27-4-8 Lawn & Turf Food	4.5	3.5	Bahia Weed & Feed 24-6-12	2.25	3.2
<b>Fred Meyer</b>			Cent Lawn Fertilizer 15-0-15	2.75	4
8-12-12 Fall & Winter Lawn Food	4.75	4	Cent Weed & Feed 15-0-14	2.75	4
28-4-4 Turf King w/ Iron	4.75	4	Crabex	2.5	3.6
26-3-3 Weed & Feed w/ Iron	4.75	4	Crabex & Lawn Fertilizer 28-3-4	2.5	3.6
28-4-4 FM Lawn Food	2	4	Lawn & Insect Control & Lawn Fertilizer 18-3-5	2.25	3
26-3-3 FM Weed & Feed	2	4	Lawn Weed Control	3	2
12-15-15 FM Fall & Winter	3.75	4	St. Augustine Weed & Feed 27-3-8	2.75	4
14-24-14 FM Seed & Sod	3.5	4	Summer Green Lawn Food 15-2-3	2.5	3.6
<b>Greenview</b>			Texas Turf Fertilizer 15-5-10	3.5	6.6
Two Way Weed & Feed	3.75	3	Winter Conditioner 8-8-25	2.75	4
Green Power Fertilizer	3.75	3	Winterizer Weed & Feed	2.5	3.6
19-4-4 Crabicide Green	4	4	<b>Stein</b>		
Expel Dandelion Killer	2	2	Premium Dandelion Knock Out	2	2
10-16-2 Fall Fertilizer	4	3.5	10-18-10 Premium Lawn Starter	4	3.6
Green Pro Insect Control & Food	4	3.5	18-4-8 Premium Crabgrass Control	4.25	4
30-3-3 Green Pro Weed	3.5	3	25-3-3 Premium Food & Weed Control	4	3.6
Control & Lawn Food	4.25	3	34-5-5 Premium Turf Food	4	3.6
Professional Lawn Service	4.25	3	Premium Winterizer	4	3.6
30-4-4 Two Way Green Power	4.25	3	<b>Vigoro</b>		
<b>Hyponex</b>			Vigoro Centipede Weed & Feed 15-0-15	3.5	3.6
29-8-4 Premium Lawn Fertilizer	4.5	3	Vigoro Crabgrass Preventer 0-0-0	2.25	3.6
<b>K-Mart Products</b>			Vigoro Crabgrass Preventer & Lawn Fertilizer	2.25	3.6
Kgro Crabgrass Preventer & Lawn Fertilizer 28-3-4	1.5	3.5	Vigoro Winterizer Weed & Feed 22-4-11	2.25	3.6
Kgro Premium Lawn Fertilizer 29-3-4	1.25	3.2	Vigoro Lawn Fertilizer 29-3-4	2.5	3.6
Kgro Starter 20-27-5	2.75	6	Vigoro Lawn Fertilizer & Insect Control 28-4-6	2.5	3.2
Kgro Texas Turf Fertilizer 15-5-10	2.75	6	Vigoro Lawn Weed Control (w/o fert.) 0-0-0	2	4
Kgro Weed & Feed 28-3-3	2	3.2	Vigoro Texas Turf 15-5-10	3.5	6.6
Kgro Weed & Feed w/Atrazine 28-3-4	1.75	4	Vigoro Weed & Feed 28-3-3	2.25	3.2
<b>Lebanon Chemical</b>			Vigoro Weed & Feed w/Atrazine 29-3-5	3.5	4
13-25-12 Country Club Fertilizer	3.5	3	Vigoro Winterizer 22-4-14	2.5	3.6
18-4-10 Country Club Fertilizer	4.25	5	Ultra Vigoro Starter Fertilizer 20-28-6	2.5	3.6
18-5-9 Country Club Fertilizer	4.25	5	Ultra Vigoro Lawn Fertilizer 31-2-4	2.5	3.6
Dandelion Killer & Weed Control	2	2	Ultra Vigoro Weed & Feed 31-3-4	2.5	3.2
10-6-4 Greenskeeper	4.25	5	Ultra Vigoro St. Augustine Weed & Feed 30-3-4	3.5	4
24-4-10 Greenskeeper	4.25	5	<b>For VIGORO Lawn Products (Canada ONLY)</b>		
<b>Meijer</b>			26-6-6	1.25	
5-10-5 Garden Fertilizer	4.5	3	24-6-6 W&F	1.25	
23-7-7 Better Lawn Fertilizer	3.75	4	Can 21-7-7	1.25	
27-3-3 Best Lawn Fertilizer	3.5	4	Can 21-7-7 W&F	1.25	
27-3-3 Best Weed & Feed	3.5	4	Prem 21-7-7	1.25	
10-6-4 Good Weed & Feed	3.5	4	Prem 21-7-7 W&F	1.25	
10-6-4 Good Lawn Fertilizer	3.25	4	6-8-16	1.25	
10-16-20 Winter Food & Seed Starter	3	4	6-8-16 W&F	1.25	
25-3-3 Best Crabgrass Preventer	3.25	4	Crabgrass	2.5	
<b>Menards Premier</b>			Insect Grub	2	
Crabgrass Preventer 26-2-8	2.5	3.4	Cinch	1.5	
Starter/Winterizer 19-8-14	2.5	3.4	Summer	1.5	
Lawn Food 30-2-5	2.5	3.4	12-2-12	1.25	
Weed & Feed 28-2-8	2.5	3.4	12-2-12 W&F	1.25	
Fall Weed & Feed 18-8-12	2.5	3.4			