


USING YOUR SPREADER:

Settings are made by pressing down on the Calibration Indicator button and setting to the desired number on the Control Cable Assembly (See Photo).

TO OPEN SLIDE PLATE: Push the Control Lever forward until it stops against the button.

TO CLOSE SLIDE PLATE: Pull the Control Lever fully back toward yourself.



MAINTENANCE INSTRUCTIONS:

AFTER EACH USE: Wash unit thoroughly and let dry.

CAUTION: Care must be taken with any weed killer, pesticide or combination product. They can be harmful to other plant life in the yard.

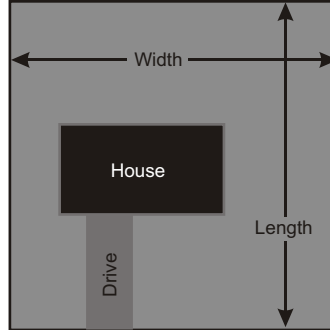
TIPS:

- * Always follow directions indicated on this instruction sheet.
- * Never apply a lawn care product by hand.
- * Walk at a steady pace to ensure even application throughout the lawn. The faster you walk, the thinner the coverage.
- * To avoid gaps and streaks, first spread the border of lawn and then fill in center with uniform parallel passes.
- * For best results, apply in two passes, using a crisscross pattern and 1/2 of setting number given below.
- * All fertilizers should be watered in after application.
- * In case of accidental over application, increase watering.

General Instructions for properly setting your Spreader

1. Use the settings under "Standard Settings" Section for most applications by figuring lbs. per 1000 square feet.
2. These numbers are for a one pass application.
3. A two pass application is recommended, using a crisscross pattern. If using this method, use half the setting number given.
4. There are too many variables involved with setting any spreader to perfectly grade the settings. Differences will exist between fertilizers, even if they are the same brand and type.
5. If you think too much is being applied, cut down your setting. The antidote for too much fertilizer is water.
6. Close Spreader at the end of each pass. Open again at the start of your next pass.
7. Gravity and motion are critical forces influencing the Spreader. The faster you walk, the thinner the coverage.

How To Measure Lawn Application Total



$$\begin{aligned}
 & \text{_____ Length} \\
 & \times \text{_____ Width} \\
 & = \text{_____ Total Sq. Ft.} \\
 & - \text{_____ Non-Lawn Areas (House, Drive etc.)} \\
 & = \text{_____ Total Sq. Ft. Coverage} \\
 & \quad \text{To Be Treated.}
 \end{aligned}$$

CALCULATING POUNDS PER 1,000 SQUARE FEET

To calculate how many pounds of fertilizer to put down, you first need to read on the fertilizer bag how many square feet the fertilizer will cover. For example: you have purchased a bag of fertilizer that states it will cover 15,000 square feet, and weighs 46.56 pounds. To figure coverage simply divide the bag weight by the suggested coverage to get how many pounds per square feet. This example would be $46.56 / 15,000 = .003104$ pounds per square feet. To convert up to 1,000 square feet simply multiply $.003104$ by 1,000 to equal 3.104 pounds. **CAUTION:** These settings are intended for reference only. As there are many variables involved with setting any spreader; including physical composition of the material being applied, walking speed and terrain; settings may have to be adjusted. Because of these conditions, Precision Products, Inc. makes no warranty as to the uniformity of coverage actually obtained from the settings listed.

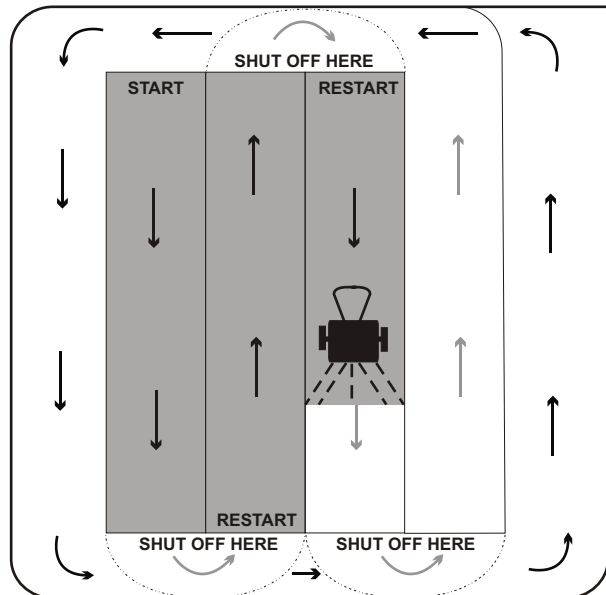
The following settings can be used to apply products not found in the application chart. These are general information settings intended to be used as references.

STANDARD SETTINGS

Fertilizer	Setting	Grass Seed	Setting	Insecticide	Setting
Pounds Per 1000 sq. Ft.	Broadcast Spreaders	Blue Grass	3	(Diazinon)	Broadcast
2.5	4	Bent Grass	3	2	3.5
3	5	Fine Mixture	10		
3.5	5.5	Coarse Seed			
4	6	(Rye, Fescue Bermuda)	10		

All Season, Farmers Seed & Nursery, Howard Johnsons, Atwoods, Gold Kist, Lawn Groom, Bachman Nursery, Grand Prize, Loveland Lawns, Barzen Seed, Gravinus Nursery, Nursery Pro, Green Charm, Quality Farm & Fleet, Coast to Coast, Green Spot, Shur Green, Colonial Garden, Greenbrier, Super America, Duckwall - Alco, Gurneys, Supreme Brand, Farm & Home, Hardware Hank, Surety

Spread Diagram



Brand	Setting	Pounds per 1000 Sq. Ft.
10-6-4 Weed & Feed	4.5	4
18-22-6 Starter Winterizer	3.5	3
20-10-5 Turf Food	4.5	4
22-3-11 Crabgrass Preventer Plus	4.5	4
25-3-3 Weed 7 Feed 2/Triamine	4.5	4
26-3-3 Turf Food	4.5	4
Agway		
Greenlawn 29-2- 4 Team	3 / 4	3 / 4.5
Greenlawn Weed & Feed 31-3-5	3	3
Starter 13-25-12	3.5	4
Greenlawn 32-3-5 4 Win	3	3
Stage 1 New Seeding 11-23-10	3 / 2	3.5 / 1.75
Stage 1 Team 22-4-10	3 / 3.5	3 / 4.5
Stage 2 Weed & Feed 27-4-6	3	3.2
Stage 3 Fertilizer with Insect Control 25-3-3	3.5	2
Stage 4 Fall 25-3-13	3.5	3.6
Greenlawn Fall Weed & Feed 24-5-14	3	3.2
Fall 26-3-13	3.5	3.8
Spring Crabgrass Team	3 / 3.5 / 4	1.75 / 2.25 / 3.5
Lawn Weed Control Timec	4	2

Brand	Setting	Pounds per 1000 Sq. Ft.	Brand	Setting	Pounds per 1000 Sq. Ft.
Bandini			Forever Green		
Fall & Winter 21-6-12	5	4	Fall Weed & Feed 18-5-10	4	3.6
Pre Sprout 1 6-4-6	5.5	4.5	Lawn Food 27-3-4	4	3.6
Pre Sprout 2 16-4-6	6	5	Starter / Winterizer 18-12-14	4	3.6
St. Augustine Weed & Feed 15-5-7	5	4	Crabgrass Preventer 22-3-5	4	3.6
Start-N-Grow 6-20-20	8	13	Weed & Feed 26-3-5	4	3.6
Super Blade 26-3-6	4.5	3.6			
Super Blade Weed & Feed 25-3-6	4.5	3.6	Ideal		
Super Green Fast Acting 21-7-14	5	4	Lawn Food 20-5-10	4.5	4
Super Green Longer Lasting 28-4-6	4	3	Weed & Feed 10-6-4	4.5	3.4
Super Green Weed & Feed 15-7-7	5	4			
Super Plush Fall & Winter 23-4-7	5	4	Ringer		
Super Plush Lawn Food 26-3-5	4	3.2	9-4-4 Lawn Restorer	7	10
Super Plush Weed & Feed 15-7-7	5	4			
Best			Scotts		
Golden Turf Supreme 27-3-7	4.5	4	Super Turf Builder 30-3-3	4.5	3.2
Golden Turf Supreme Weed & Feed 26-2-6	3.5	3.6	Turf Builder 29-3-4	4.5	3.1
Best Turf Supreme 16-6-8	5	5	Scotts Turf Builder w/Halts Crabgrass Preventer	4	2.8
Best Turf Supreme Crabgrass & Lawn Fertilizer	3.5	3.6	Starter Fertilizer	4.5	3.6
Best Turf Supreme Fall & Winter Feed 20-3-13	5	4	Halts Crabgrass Preventer	3	2.2
Best Turf Supreme St. Augustine 16-7-7	3.5	3.6	Moss Control 0-0-16	3.5	3.6
Best Turf Supreme Starter 6-20-20	5	10	Fall Winterizer 24-3-12	4	3.3
Best Turf Supreme Weed & Feed 15-5-7	3.5	3.6	Weed & Feed Plus Fertilizer 27-4-4	4	3.0
			Diazin Lawn Insect Control	3	2.2
			Insect Control Plus Lawn Fertilizer 23-3-9	5	3.0
			Crabgrass Preventer Plus Fertilizer 21-3-3	4	3.8
			Lawn Fertilizer Plus 2% Iron 26-3-4	4	3.0
Earl May			Sta-Green		
25-3-7 Dandelion Control & Food	4	3.5	Bahia Weed & Feed 24-6-12	5	3.5
Insect Control / Lawn & Garden	2	2	Winter Conditioner 8-8-25	4.5	4.5
27-4-8 Lawn & Turf Food	4	3.5	3+3 Lawn Fertilizer 31-2-4	5.5	3.6
			Fall Feed / Winterizer 22-3-14	4.5	3.1
			St. Augustine Weed & Feed 27-3-8	4.5	4
			Texas Fertilizer 15-5-10	6	6.6
			Centipede Weed & Feed 15-0-15	5	4
			Feed & Sod Start 18-24-10	4.5	3.6
			Lawn Fertilizer 29-2-5	4.5	3.6
			Ultra Starter 20-28-6	5	3.6
			Ultra Fertilizer 31-2-4	5	3.6
			Ultra Lawn Fertilizer 29-3-4	5	3.6
			Lawn Weed Control	5.5	5
			200 Plus Weed Control & Lawn Fertilizer 28-3-3	5.5	5
			Weed & Feed 28-2-4	5	3.2
			Winterizer Weed & Feed 24-4-11	5	3.2
			Insect Control 28-4-6	4.5	3
			Lawn Weed Control	4	2
			Stein		
			Premium Dandelion Knock Out	2.5	2
			10-18-10 Premium Lawn Starter	4	3.6
			18-4-8 Premium Crabgrass Control	4.5	4
			25-3-3 Premium Food & Weed Control	4	3.6
			34-5-5 Premium Turf Food	4	3.6
			Premium Winterizer	4	3.6
			Vigoro		
			Vigoro Centipede Weed & Feed 15-0-15	5	3.6
			Vigoro Crabgrass Preventer 0-0-0	5	3.6
			Vigoro Crabgrass Preventer & Lawn Fertilizer	5	3.6
			Vigoro Winterizer Weed & Feed 22-4-11	5	3.6
			Vigoro Lawn Fertilizer 29-3-4	5	3.6
			Vigoro Lawn Fertilizer & Insect Control 28-4-6	4.5	3.2
			Vigoro Lawn Weed Control (w/o fert.) 0-0-0	4	4
			Vigoro Texas Turf 15-5-10	6	6.6
			Vigoro Weed & Feed 28-3-3	4.5	3.2
			Vigoro Weed & Feed w/Atrazine 29-3-5	5	4
			Vigoro Winterizer 22-4-14	5	3.6
			Ultra Vigoro Starter Fertilizer 20-28-6	5	3.6
			Ultra Vigoro Lawn Fertilizer 31-2-4	5	3.6
			Ultra Vigoro Weed & Feed 31-3-4	4.5	3.2
			Ultra Vigoro St. Augustine Weed & Feed 30-3-4	5	4
			For VIGORO Lawn Products (Canada ONLY)		
				1/2 Rate	Full Rate
			26-6-6	5	6.5
			24-6-6 W&F	5	6.5
			Can 21-7-7	5	6.5
			Can 21-7-7 W&F	5	6.5
			Prem 21-7-7	5	6.5
			Prem 21-7-7 W&F	5	6.5
			6-8-16	4	5
			6-8-16 W&F	4	5
			Crabgrass	5	7.5
			Insect Grub	5	7
			Cinch	4	5
			Summer	4	5
			12-2-12	5	6
			12-2-12 W&F	5	6
Meijer			Menards Premier		
5-10-5 Garden Fertilizer	5	3	Crabgrass Preventer 26-2-8	4	3.4
23-7-7 Better Lawn Fertilizer	3.5	4	Starter/Winterizer 19-8-14	4	3.4
27-3-3 Best Lawn Fertilizer	3	4	Lawn Food 30-2-5	4.5	3.4
27-3-3 Best Weed & Feed	3.5	4	Weed & Feed 28-2-8	4	3.4
10-6-4 Good Weed & Feed	3.5	4	Fall Weed & Feed 18-8-12	4	3.4
10-6-4 Good Lawn Fertilizer	3.5	4			
10-16-20 Winter Food & Seed Starter	3.5	4			
25-3-3 Best Crabgrass Preventer	3.5	4			